

# Graffiti & Gum Remover

  
Jangro

## Product Usage Guide

PREMIUM

### BG067-75



#### Areas of use

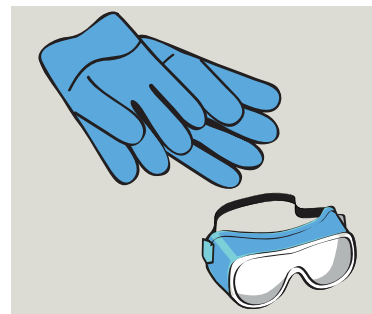


#### Health & Safety

Please refer to relevant COSHH Safety Data Sheet



Scan for further product details




**1** Use appropriate PPE as indicated in the Safety Data Sheet.



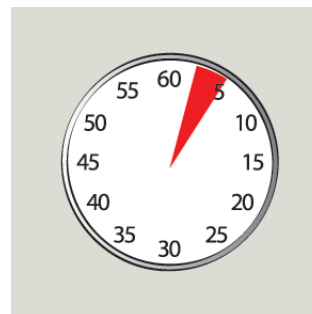
**2** Place Safety Signs.




**3** No need to dilute, use product neat.



**4** Clean or wipe the surface then apply product liberally over the affected area.



**5** Leave the product to penetrate for 3-5 minutes.



**6** Rub area with a wipe or brush to remove any marks or graffiti, or use scraper to remove gum.



**7** Wipe surface with a clean dry cloth.



**8** Remove Safety Signs. Repeat process as necessary.



Before use it is recommended to test an inconspicuous area first.

[www.jangro.net](http://www.jangro.net)